

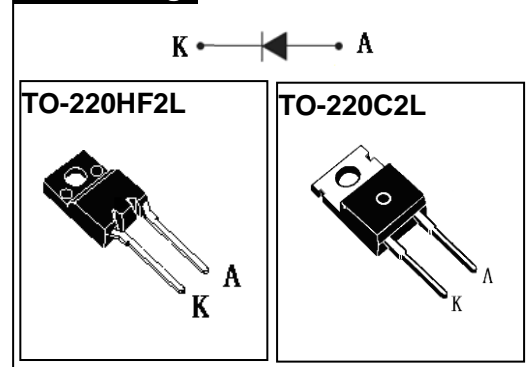


15F60UHF/15F60UC

主要参数 MAIN CHARACTERISTICS

IF(AV)	15A
VRRM	600 V
VF(typ)	1.85V
Trr (typ)	22ns

封装 Package



用途

- 吸收回路
- 开关电源
- UPS
- 高频开关器件并联二极管

APPLICATIONS

- Snubber diode
- Switch power supply
- UPS
- Antiparalle Diode for high frequency switching devices

产品特性

- 低正向压降
- 低功耗, 高效率
- 高可靠性

FEATURES

- Low forward voltage drop
- Low power loss, high efficiency
- High reliability

订货信息 ORDER MESSAGE

订货型号 Order codes		印记 Marking	封装 Package
有卤-条管 Halogen-Tube	无卤-条管 Halogen Free-Tube		
15F60UHF-FL-B	15F60UHF-FL-BR	15F60UHF	TO-220HF-2L
15F60UC-CL-B	15F60UC-CL-BR	15F60UC	TO-220C-2L





绝对最大额定值 ABSOLUTE RATINGS (Tc=25°C)

项 目 Parameter	符 号 Symbol	数 值 Value	单 位 Unit
反向重复峰值电压 Peak Repetitive Reverse Voltage	V _{RRM}	600	V
平均正向整流电流 T _c =100°C Average Forward Rectified Current	I _{F(AV)}	15	A
非重复浪涌正向电流 Non-Repetitive Surge Forward Current t=10ms	I _{FSM}	150	A
结温 Junction Temperature	T _j	-50~+150	°C
存储温度 Storage temperature range	T _{STG}	-50~+150	°C

电特性 ELECTRICAL CHARACTERISTICS (Tc=25°C unless otherwise specified)

项 目 Parameter	测 试 条 件 Tests conditions		最 小 值 Value(min)	典 型 值 Value(typ)	最 大 值 Value(max)	单 位 Unit
V _R	I _R = 50μA		600	-	-	V
I _R	T _j = 25°C	V _R = V _{RRM}	-	-	10	μA
	T _j = 125°C		-	-	200	μA
V _F	T _j = 25°C	I _F = 15A	-	1.85	2.4	V
	T _j = 125°C		-	1.6	2.2	V
T _{rr}	I _F = 0.5A, I _R = 1.0A, I _{RR} = 0.25A		-	24	35	ns
T _{rr}	I _F = 1A, V _R = 30V, di _F /dt = -200A/μs		-	22	-	ns
T _{rr}	I _F = 15A, V _R = 400V, di _F /dt = 200A/μs		-	37	-	ns
I _{RM}	I _F = 15A, V _R = 400V, di _F /dt = 200A/μs		-	2.4	-	A

热特性 THERMAL CHARACTERISTICS (maximum) Per Diode

项 目 Parameter	符 号 Symbol	封 装 Package	最 大 值 Value(max)	单 位 Unit
结到管壳的热阻 Thermal Resistance Junction to Case	R _{th(j-c)}	TO-220HF-2L	4.6	°C/W
		TO-220C-2L	1.5	





特征曲线 ELECTRICAL CHARACTERISTICS (curves)

Fig.1 TYPICAL FORWARD CHARACTERISTICS

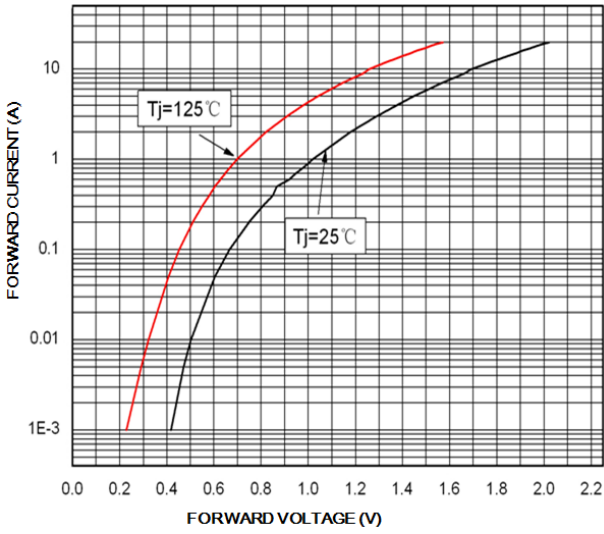


Fig.2 TYPICAL REVERSE CHARACTERISTICS

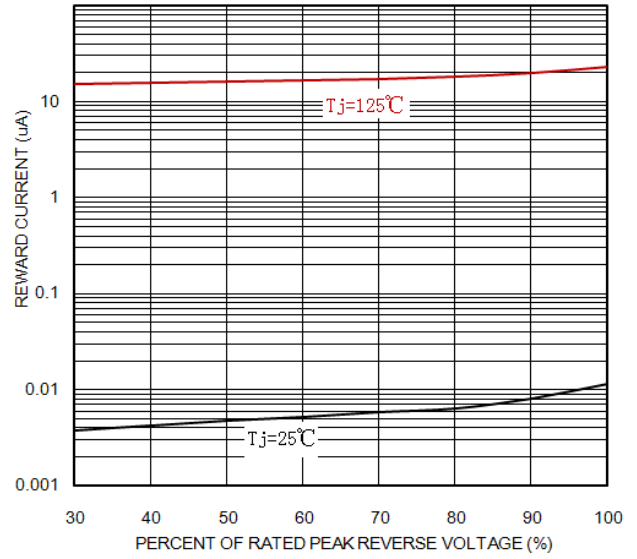


Fig.3 FORWARD CURRENT DERATING CURVE

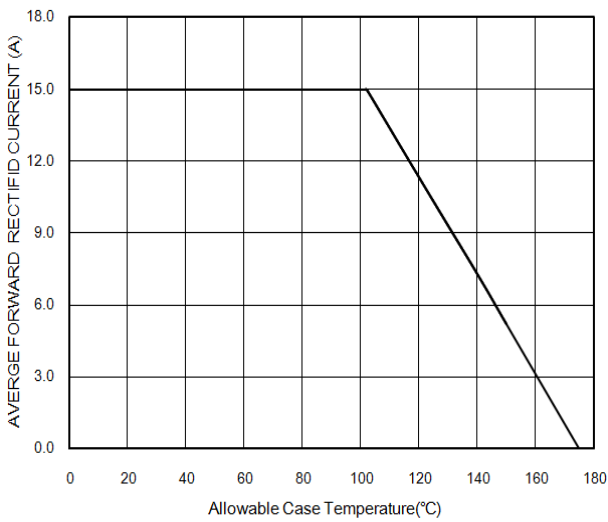


Fig.4 TYPICAL JUNCTION CAPACITANCE

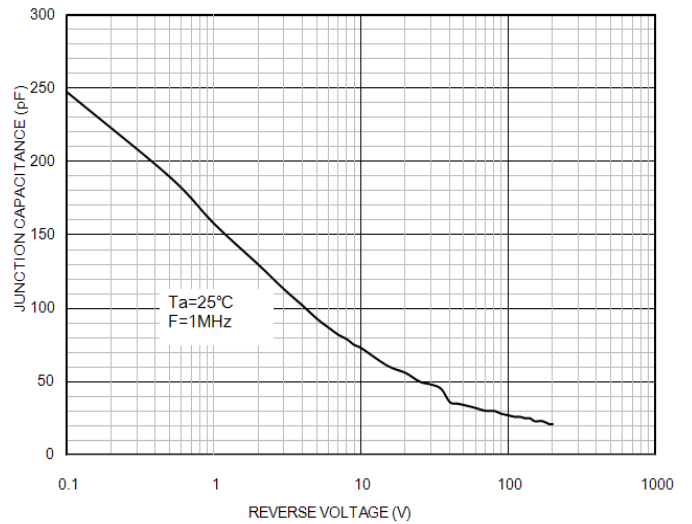


Fig.5 Reverse recovery time versus di/dt

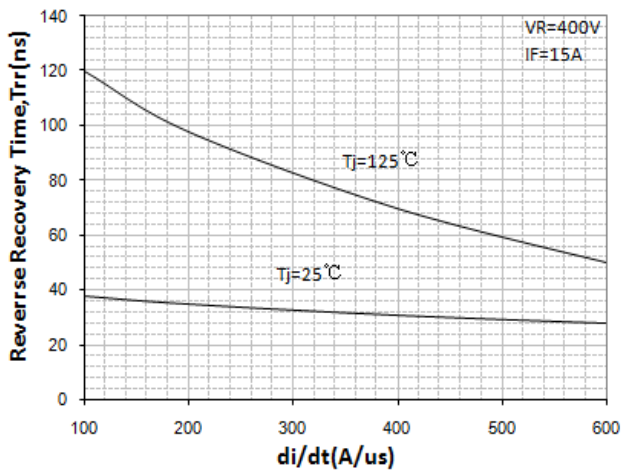
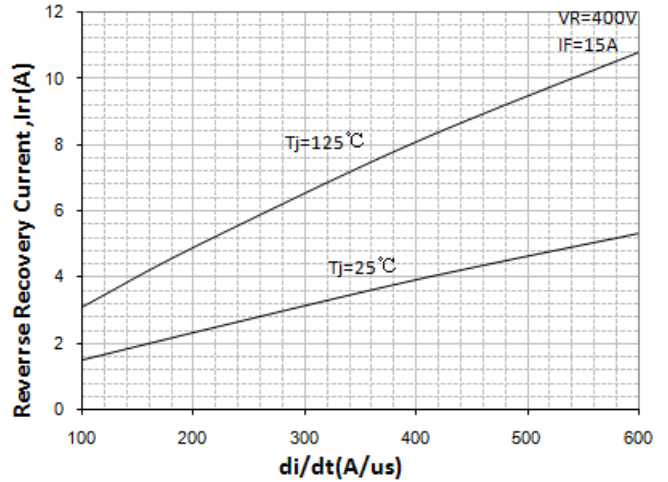


Fig.6 Peak reverse recovery current versus di/dt

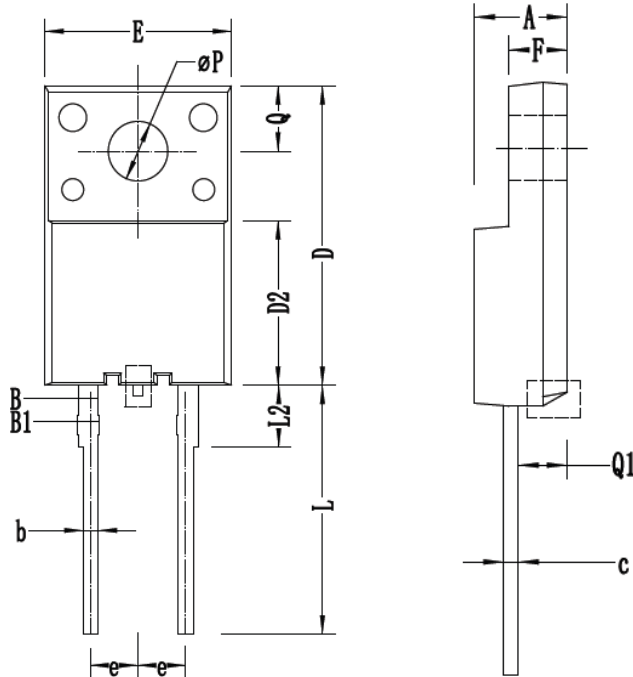




外形尺寸 PACKAGE MECHANICAL DATA

TO-220HF-2L

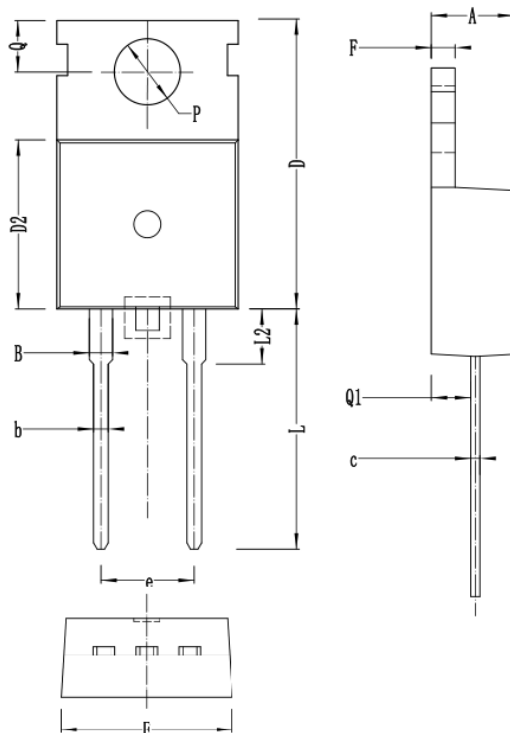
单位 Unit : mm



mm		
SYMBOL	MIN	MAX
A	4.00	5.00
B1	0.87	1.27
B	0.82	1.22
b	0.72	0.92
c	0.50	0.70
D	15.00	16.50
D2	7.80	9.40
E	9.62	10.62
e	2.54TYP	
F	2.30	3.30
L	12.00	14.00
L2	3.10	3.50
ΦP	3.00	3.40
Q	3.15	3.55
Q1	2.20	2.50

TO-220C-2L

单位 Unit : mm



符号 symbol	单位: mm	
	MIN	MAX
A	4.30	4.70
B	1.22	1.40
b	0.70	0.95
c	0.40	0.65
D	15.20	16.20
D2	9.00	9.40
E	9.70	10.10
e	4.78	5.38
F	1.25	1.40
L	12.60	13.60
L2	2.80	3.20
ΦP	3.50	3.80
Q	2.60	3.00
Q1	2.20	2.60

注:

1. 虚框区域表示: 塑封体下方有、无余留, 塑封体背面有、无台阶, 均为我司受控外形;





注意事项

1. 吉林华微电子股份有限公司的产品销售分为直销和销售代理，无论哪种方式，订货时请与公司核实。
2. 购买时请认清公司商标，如有疑问请与公司本部联系。
3. 在电路设计时请不要超过器件的绝对最大额定值，否则会影响整机的可靠性。
4. 本说明书如有版本变更不另外告知。

NOTE

1. Jilin Sino-microelectronics co., Ltd sales its product either through direct sales or sales agent , thus, for customers, when ordering , please check with our company.
2. We strongly recommend customers check carefully on the trademark when buying our product, if there is any question, please don't be hesitate to contact us.
3. Please do not exceed the absolute maximum ratings of the device when circuit designing.
4. Jilin Sino-microelectronics co., Ltd reserves the right to make changes in this. specification sheet and is subject to change without prior notice.

联系方式

吉林华微电子股份有限公司

公司地址：吉林省吉林市深圳街 99 号

邮编：132013

总机：86-432-64678411

传真：86-432-64665812

网址：www.hwdz.com.cn

CONTACT

JILIN SINO-MICROELECTRONICS CO., LTD.

ADD: No.99 Shenzhen Street, Jilin City, Jilin Province, China.

Post Code: 132013

Tel: 86-432-64678411

Fax: 86-432-64665812

Web Site: www.hwdz.com.cn

